




TOPCALF®
CALF HOUSING SOLUTIONS



TOPCALF, FOR CALF AND FARMER





CONTENTS

TOPCALF, FOR CALF AND LIVESTOCK FARMER

Done by People, Inspired by Calves 5

INDOOR HOUSING | CALF BOXES

Topcalf Mono XL | Mono First Care 6

Topcalf Duo XL Flex 7

Topcalf Duo XXL EasyClean 8

Topcalf Trio XL (without roof) 9

Topcalf Fixed Ground Pens 10

OUTDOOR HOUSING | CALF HUTCH 13

Topcalf Trio XL | XXL | XXL EasyClean 14

Topcalf Quattro XL | XXL | XXL EasyClean 16

Topcalf Quinto XL 18

OUTDOOR HOUSING | GROUPOUSING

Topcalf Mobile Group Unit 20

Topcalf Fixed Group Stable 23

Modifications and errors reserved . © Topcalf 2024





DONE BY PEOPLE, INSPIRED BY CALVES

At Topcalf, we believe that people make the difference. Through innovation, we strive to respond quickly to the latest market and regulatory developments. We conduct our own research and collaborate with various institutions and industry specialists to create the best possible environment for your calves. In developing our products, we always focus on calf comfort and ease-to-use.

Calf comfort

Our calf housing stands out in several respects. In all our calf boxes and hutches, the calves are always at height and therefore never on a wet or cold surface. In addition, our calf hutches are larger in size than average and easy to clean. Our calf housing hutches and stables are equipped as standard with an insulated roof and ventilation sliders to ensure a good living environment in all conditions.

Ease to use

During the development of our calf housing solutions, we focus not only on the comfort of the calf, but also about the working comfort for you as a dairy farmer. All our mobile calf housing solutions are easy to move and have two-part fronts, allowing you to enter a calf box or hutch without disturbing a drinking calf. All our calf boxes have removable partition walls, which makes it easy to house calves in groups, and the calf hutches are equipped with integrated lighting and electrical connections. Another great advantage of Topcalf calf boxes and hutches is that you can always work upright position and, thanks to the extended side walls and roof, you can always work in the calf hutch in a dry environment. Our calf hutches have many more advantages and features, which you can discover in this product brochure.

All Topcalf ground pens, boxes, and hutches come with various standard accessories. Do you have specific requirements or would you like advice on calf housing? If so, please feel free to contact one of our specialists, with no obligation.

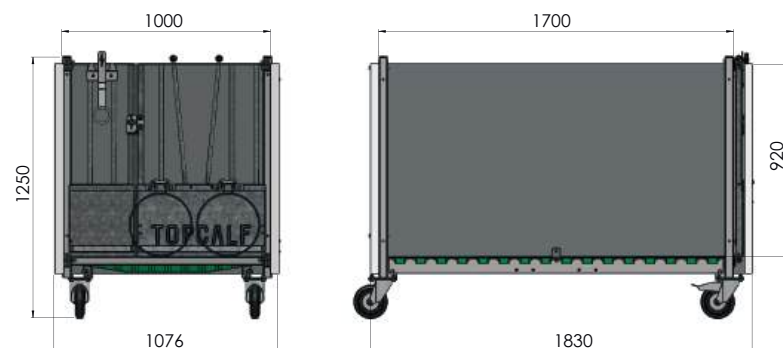
TOPCALF MONO XL | FIRST CARE

CALF BOX - MONO

The Topcalf Mono XL is a mobile calf box for one calf. Thanks to the castor wheels (two with brakes), the box can be moved easily. The calf is positioned at an ideal height on a removable, plastic slatted floor, ensuring it stays dry and not on cold or wet surfaces.

Like all Topcalf calf boxes and hutches, this calf hutch is equipped with a two-part front gate, allowing you to enter the calf box without disturbing a drinking calf. The sturdy galvanised frame of this calf box guarantees a long lifespan.

- ✓ Four Castor wheels (two with brakes)
- ✓ Two-part front gate
- ✓ Removable plastic slatted floor
- ✓ Feeding bowls and tiltable holders
- ✓ Supplied as assembly kit



MONO FIRST CARE

Optional version with two-part side wall. After calving, the calf hutch can be placed in front of the feed fence.



Mono first care

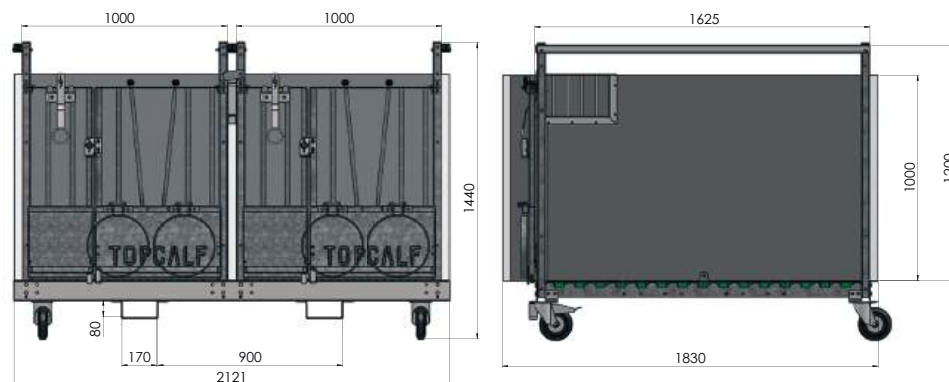
TOPCALF DUO XL FLEX

CALF BOX - DUO XL FLEX

The Topcalf Duo XL Flex can accommodate two calves. Like all Topcalf calf boxes, the “Duo” is equipped with two-part fronts, allowing access to the calf box without disturbing a drinking calf. In this calf box, calves rest on a plastic slatted floor, keeping them off cold and/or wet surface. The Duo calf box can be moved easily thanks to its castor wheels (two with brakes), but it can also be lifted from the front for transport with a forklift.

PAIR HOUSING

The Topcalf Duo XL is equipped with a removable partition wall, which makes it possible to house your calves individually or in pairs. Various studies have shown that housing two calves together has a positive influence on the social development of the calf. With the Topcalf Duo XL Flex, you can decide flexibly if and when to house your calves in pairs.



Duo Flex

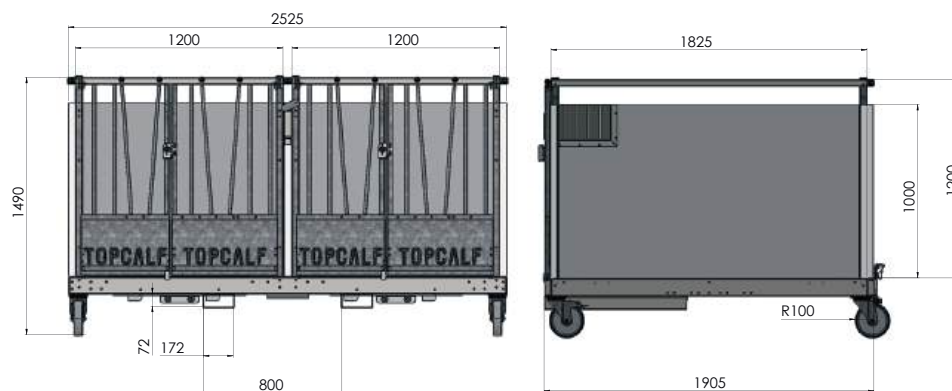
TOPCALF DUO DUO XXL EASYCLEAN

CALF BOX - DUO XXL EASYCLEAN

The Topcalf Duo XXL EasyClean is an extra-large version of the Duo XL Flex calf box. This calf box has all the advantages of the Duo XL Flex and more! The XXL has a total surface of 4.5 m² and was developed on the basis of the new regulations in Germany from 2023. This very large calf box is equipped with large two-part front gates with adjustable bars on both sides of the doors.

EASYCLEAN SYSTEM

The Topcalf Duo XXL is supplied as an EasyClean model. With the award-winning EasyClean system, both floors of the calf hutch can be tilted, which means that the calf box can be emptied and cleaned in a short time. As standard, the calf box can be picked up from the front and emptied over the manure heap.

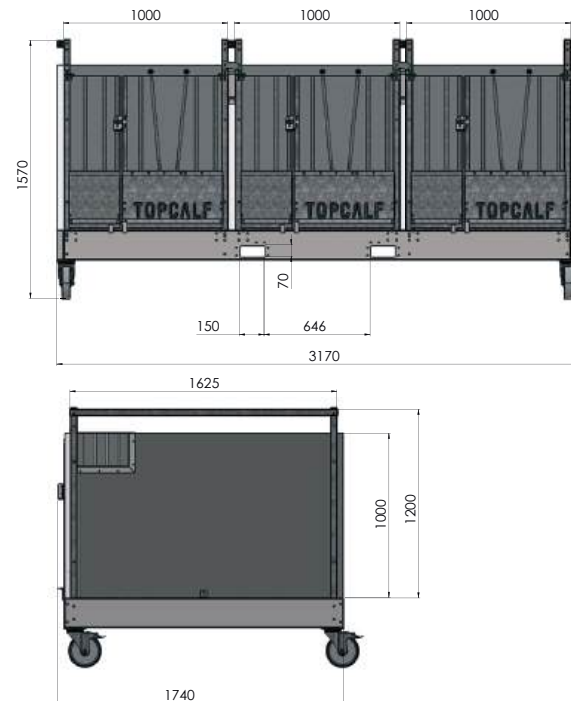


TOPCALF TRIO XL (WITHOUT ROOF) INDOOR CALF HOUSING FOR THREE CALVES

CALF BOX - TRIO

The Topcalf Trio XL without roof is a larger mobile calf box for three calves, ideal for indoor calf housing or outdoor under roof. This calf box has a sturdy frame with four castor wheels, which makes it easy to move. In addition, the calf hutch can be lifted at the front and back with a forklift.

Like all Topcalf calf boxes and calf hutches, this calf box is also equipped with two-part fronts and has two removable partial walls, allowing the calves to be housed individually, as a pair or as a group.



Trio XL (zonder dak)

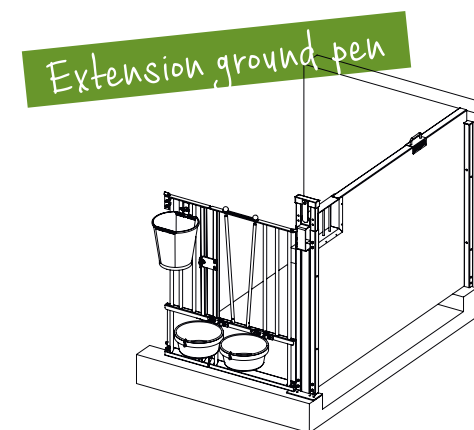
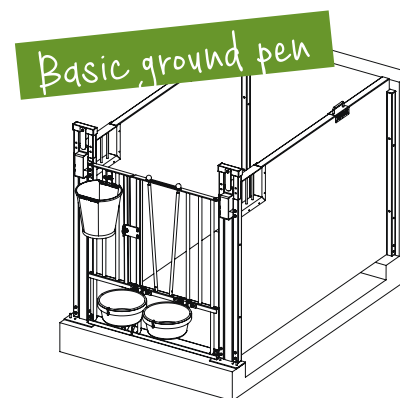
TOPCALF FIXED GROUND PENS

INDOOR AND OUTDOOR IN FIXED CONFIGURATION

FIXED GROUND PENS SYSTEM

The Topcalf Fixed Ground Pens system consist of calf pens in a fixed position. You start with a “basic” ground pen after which you have the possibility to expand by adding “extension” calf pens. The modular Topcalf ground pen system makes it very easy to assemble or disassemble the extension ground pens. The Topcalf calf pen system can be used both indoors and outdoors.

The partition walls are easily removable, which makes it very easy to muck out and clean the calf pens. The partition walls also make it possible to create a small group housing. This way the calves can get used to living in a small group in an early stage. The partition walls are available in different lengths, heights and widths depending on the preferences and situation of the farmer.







TOPCALF – OUTDOOR HOUSING

CALF HUTCHES – TRIO | QUATTRO | QUINTO

TOPCALF OUTDOOR HOUSING

In addition to the smaller calf boxes, Topcalf also offers calf hutches with insulated roofs for outdoor calf housing. The Trio calf hutch can accommodate three calves, the Quattro calf hutch can house four calves and the Quinto calf hutch can house five calves. Each of these calf units are equipped with insulated roofs, two-part fronts, air ventilation sliders, lighting and power outlets.

In addition, the calf hutches feature removable plastic slatted floors and the hutches can be easily moved from the front or the back with a forklift or a loader. The Trio, Quattro and Quinto models are equipped with removable partition walls. These make it possible to create one or more (smaller) groups. The calf hutches are supplied completely assembled with accessories as standard.

The Trio and Quattro calf hutches are also available in an XXL model, with even wider and deeper dimensions. Both the Trio and Quattro XXL models can also be supplied with the easy-to-use and practically proven EasyClean System.

Optionally, the calf hutches can also be equipped with sliding curtains, manure collectors and/or extra-large ventilation sliders.

ALL ADVANTAGES:

- ✓ Easy to work with: Work in upright position
- ✓ Insulated roof: protection against heat stress in the summer, protection against cold in the winter
- ✓ Rear ventilation slides: climate control in the calf hutch
- ✓ Extended side walls: Calves are always protected from draughts, which minimizes the risks of respiratory diseases
- ✓ The calves always lie high on a dry surface and never on a cold floor.
- ✓ Two-part fronts: allows access to a calf hutch without disturbing a drinking calf.
- ✓ Mobile: the calf hutches can be easily moved from the front or back with a forklift or front loader.
- ✓ Removable partition walls: Creating groups
- ✓ Lighting and electrical outlets
- ✓ Robust (galvanized) construction and materials guarantee a long lifespan
- ✓ Easy to clean: Solid plastic walls with removable plastic slatted floors
- ✓ Available in XL, XXL and XXL EasyClean

TOPCALF TRIO

XL | XXL | XXL EASYCLEAN

CALF HUTCH - TRIO

The Topcalf Trio calf hutch is designed to house three calves and is available in XL and XXL versions. The Trio calf hutch has two removable partition walls, allowing the calves to be housed individually, as a pair or as a group.

XXL EASYCLEAN

The Trio XXL calf hutch can also be equipped with the award-winning Topcalf EasyClean system. With this system, all three floors can be tilted, which means that the calf hutch can be emptied and cleaned in a matter of time.

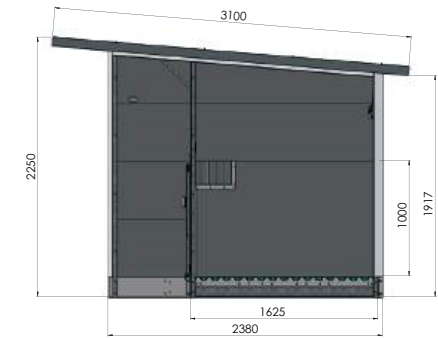
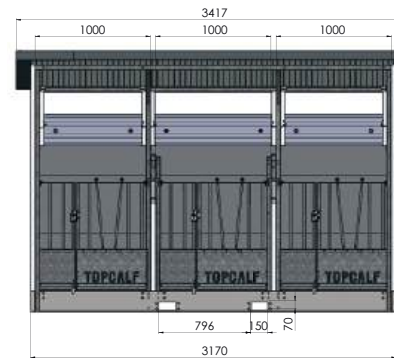
TOPCALF CALF HUTCHES

- ✓ Robust (galvanized) construction
- ✓ Insulated roof
- ✓ Can be moved from the front or rear with a loader
- ✓ Two-part front gates
- ✓ Air ventilation slides
- ✓ Lighting
- ✓ Electricity
- ✓ Removable plastic slatted floors
- ✓ Possibility to work upright inside the hutch
- ✓ Extended side walls: Calves are always protected from draughts.

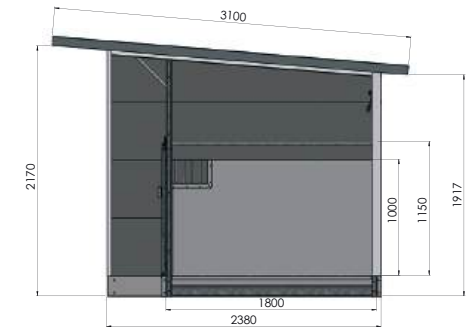





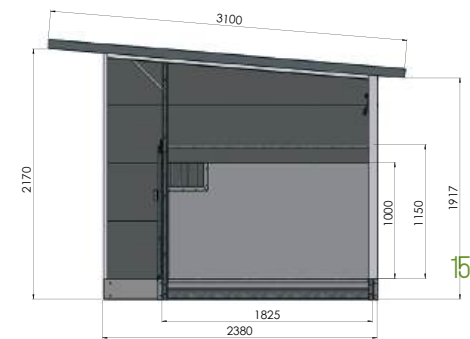
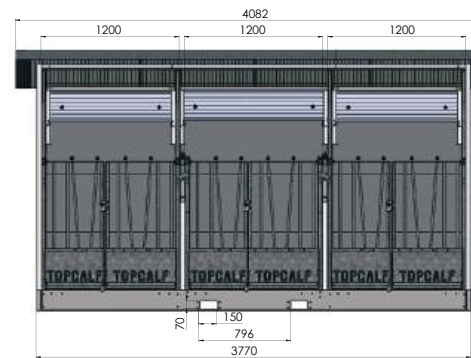
XL



XXL



XXL EasyClean



TOPCALF QUATTRO

XL | XXL | XXL EASYCLEAN

CALF HUTCH – QUATTRO

The Topcalf Quattro calf hutch is designed to accommodate four calves and is available in XL, XXL and XXL EasyClean versions. The Quattro calf hutch has three removable partition walls, allowing the calves to be housed individually, in pairs or in groups.

QUATTRO XXL

The Quattro XXL calf hutch has very large lying surfaces and is equipped with extra wide rear ventilation sliders as standard. Due to changing regulations, these calf hutches are in great demand, especially in Germany. Similar regulations are expected to be adopted across the rest of Europe in the near future.

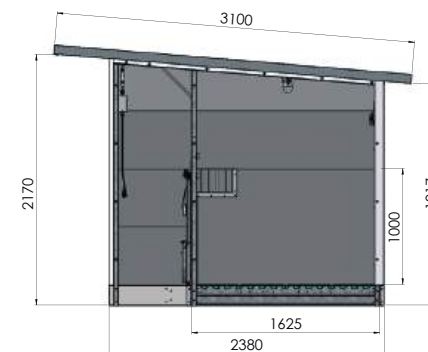
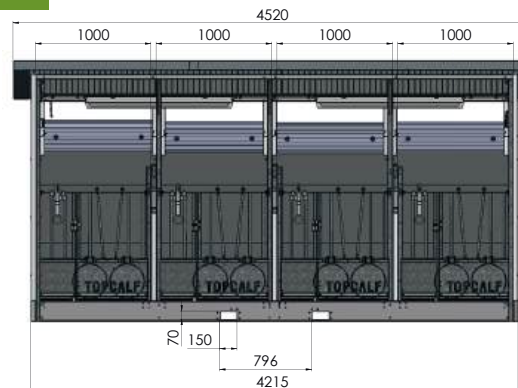
TOPCALF CALF HUTCHES

- ✓ Robust (galvanized) construction
- ✓ Insulated roof
- ✓ Can be moved from the front or rear with a loader
- ✓ Two-part fronts
- ✓ Air ventilation slides
- ✓ Lighting
- ✓ Electricity
- ✓ Removable plastic slatted floors
- ✓ Possibility to work upright inside the hutch
- ✓ Extended side walls: Calves are always protected from draughts.

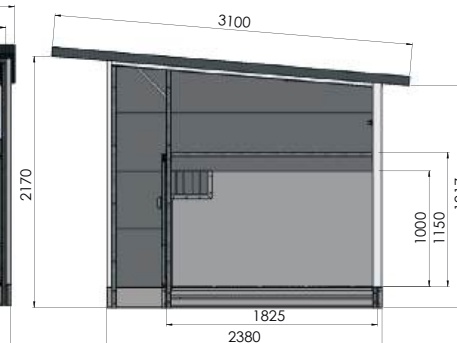





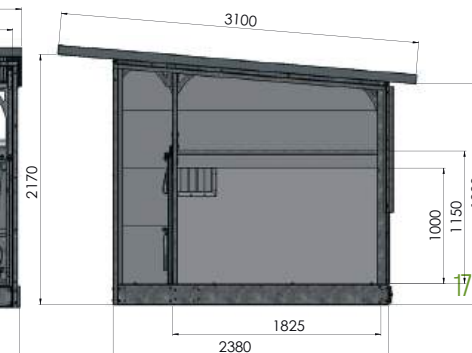
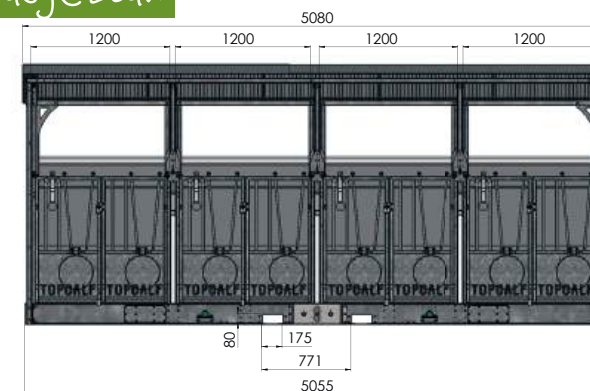
XL



XXL



XXL EasyClean



TOPCALF QUINTO

XL

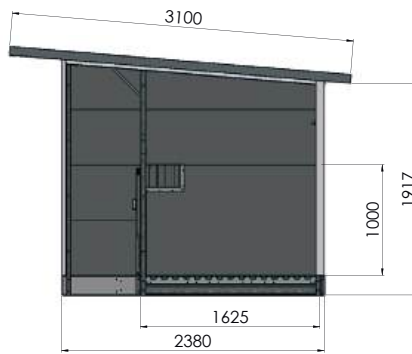
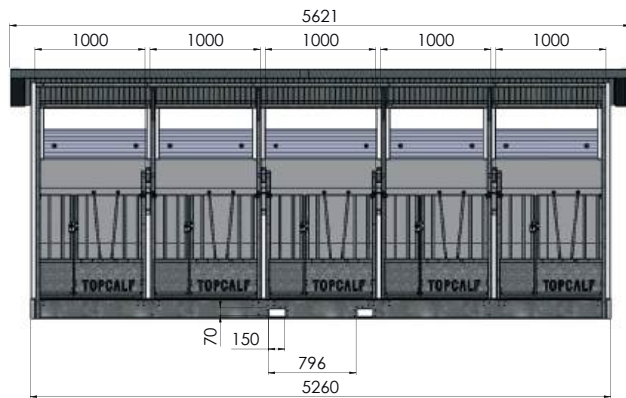
CALF HUTCH - QUINTO

The Topcalf Quinto calf hutch is the largest calf box in our range and is designed to house 5 calves. This calf hutch has four removable partition walls and, like all Topcalf calf hutches, this calf hutch is delivered completely assembled with accessories included.

TOPCALF CALF HUTCHES

- ✓ Robust (galvanized) construction
- ✓ Insulated roof
- ✓ Can be moved from the front or rear with a loader
- ✓ Two-part front gates
- ✓ Air ventilation slides
- ✓ Lighting
- ✓ Electricity
- ✓ Removable plastic slatted floors
- ✓ Possibility to work upright inside the hutch
- ✓ Extended side walls: Calves are always protected from draughts.







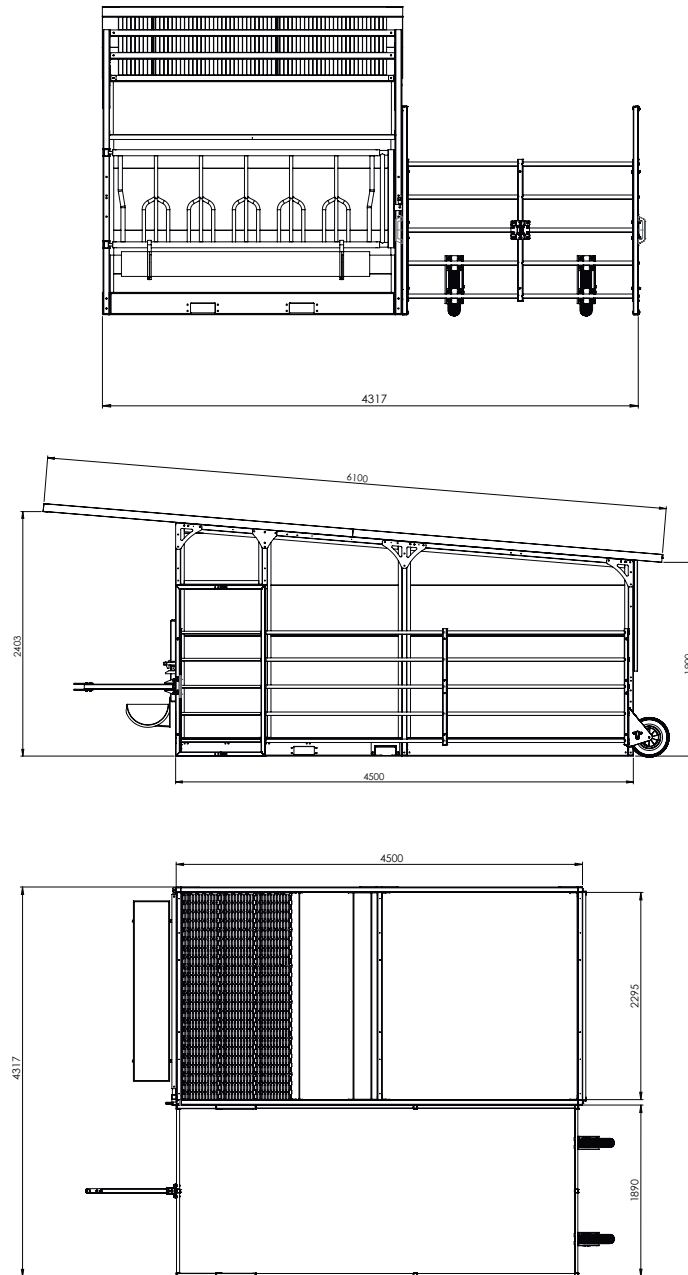
TOPCALF MOBILE GROUP UNIT

GROUPHOUSING – MOBILE GROUP UNIT

The Topcalf Mobile Group Unit is the ideal solution for housing calves up to 16 weeks old. The group unit can house four to six calves and can optionally be equipped with a sliding door and free range. The calf unit has an insulated roof and the climate in the calf hutch can be regulated by means of the large ventilation sliders at the back.

The group hutch is equipped with a Palisade feed fence as standard and a plastic slatted floor at the front of the calf hutch. In addition, the group unit is equipped with lighting, electricity, a hay rack and a drinking trough with connection as standard. The group hutch can also be moved easily as it can be lifted from the side as well as from the front with a loader. New to the Topcalf range is the outdoor range with roof, which gives you a total area of 20 m².

- ✓ Robust (galvanized) construction
- ✓ Solid plastic panels
- ✓ Plastic slatted floor
- ✓ Standard with palisade feed fence
- ✓ Feeding trough and water bowl
- ✓ The roof consists of insulated sandwich panels
- ✓ Sliding air-vents
- ✓ Equipped with lighting and electricity
- ✓ Forklift pick-up front and side
- ✓ Optional sliding door and/or outdoor range



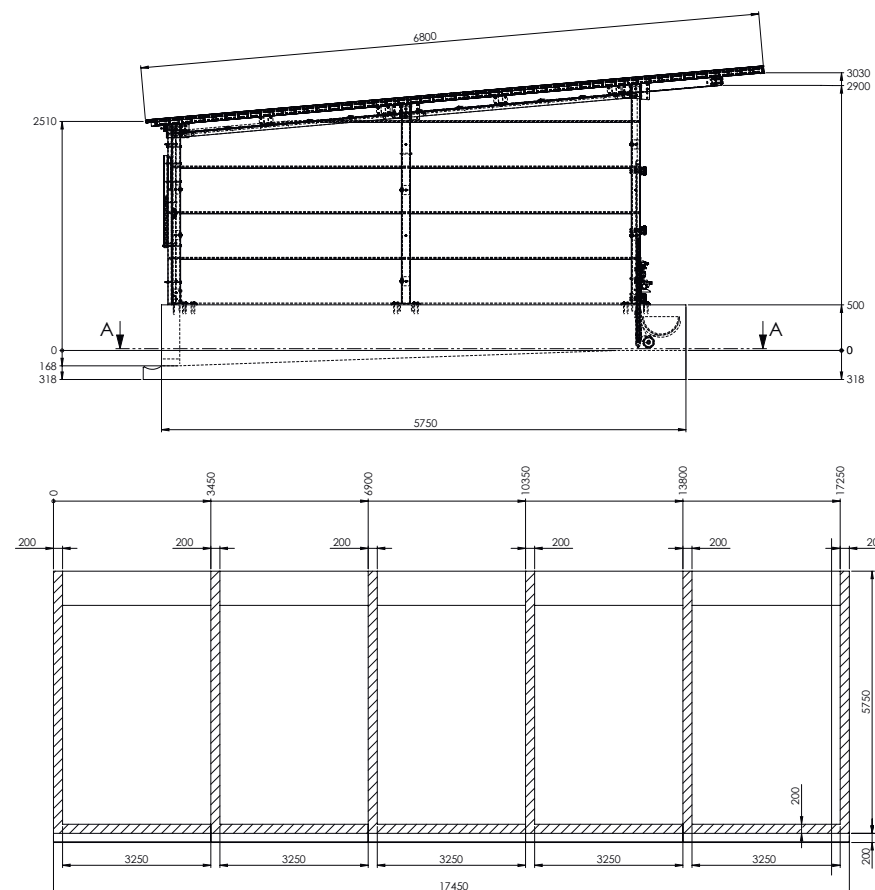
TOPCALF FIXED GROUP STABLE

16.25 M2

GROUPHOUSING – FIXED GROUP STABLE

The Topcalf Fixed Group Stable units are very large group housing units with a total area of 16.25 m². These group housing units provide space for four to six calves and are fully equipped. The fixed stable has become a proven concept for group housing. Customer experiences show that calves develop well in these fixed units after their stay in the calf box or calf hutch. Good calf health, a healthy climate and excellent growth results are some of the aspects often mentioned. These fixed group stables are durably built and can be easily mechanically mucked out thanks to the concrete substructure.

- ✓ Steel construction, plastic walls and insulated roof
- ✓ Swivel feeding fence, incl. feeding trough and adjustable tube
- ✓ Air vents at the rear
- ✓ Total surface 16,25m² (5 x 3,25 m)
- ✓ Water bowl
- ✓ Lighting & electricity connection only in the basic stable
- ✓ Entrance gate with adjustable bars







 **SCHRIJVER**
STALNRICHTING

 **SCHRIJVER**
STALSERVICE

 **TOPCALF**
CALF HOUSING SOLUTIONS

BEZOEKERS



EXPEDITIE



24

Topcalf BV
Zompstraat 24
8102 HX Raalte
Netherlands

+31 (0)85-4824900
info@topcalf.nl
www.topcalf.com




TOPCALF
CALF HOUSING SOLUTIONS